

## Japan 2026

8 Days/7 Nights

### Highlights:

1. Tokyo Sky Tree: Enjoy panoramic views of Tokyo and Mount Fuji from the Tembo Deck.
2. Shibuya Scramble Crossing: Experience the bustling energy of Tokyo's iconic intersection.
3. TeamLab Planets: Immerse in breathtaking digital art installations.
4. Hie Shrine: Walk through the striking red torii gates at this serene Shinto shrine.
5. Mount Fuji: Witness Japan's iconic peak, including a visit to the scenic 5th Station.
6. Hakone Ropeway & Lake Ashi Cruise: Marvel at volcanic landscapes and tranquil waters with views of Mount Fuji.
7. Hiroshima Peace Memorial Park: Reflect on history at the Atomic Bomb Dome and museum.
8. Miyajima Island: Explore Itsukushima Shrine with its famous "floating" torii gate.
9. Himeji Castle: Dis...

### Itinerary:



Arrive  
Japan

Upon landing at Narita International Airport, proceed through immigration, customs, and baggage claim. Ensure you have all your necessary travel documents and essentials, such as Wi-Fi arrangements or a local SIM card, if needed. After completing arrival formalities, meet your tour guide at the designated location. Upon arriving at your hotel, your guide will assist with the check-in process and ensure you're settled comfortably. Indian Dinner and Overnight in Tokyo



Tokyo

After Breakfast, Start your day to make the most of Tokyo's vibrant sights. Visit Hie Shrine - Begin your Tokyo adventure with a peaceful visit to Hie Shrine. This Shinto shrine, located in Akasaka, is known for its striking red torii gates and tranquil surroundings. Take some time to explore the shrine's unique architecture and lush greenery. Don't forget to walk through the famous torii gate pathway, which makes for stunning photos! Later, Head towards the Rainbow Bridge, which connects central Tokyo with the Odaiba area. From your transportation, you'll get excellent window views of this impressive bridge spanning Tokyo Bay. Stop by Odaiba's own Statue of Liberty replica for a memorable photo opportunity. The scenic waterfront location offers a unique blend of Tokyo's urban landscape and Parisian charm, with Tokyo Tower and the Rainbow Bridge in the background. This is a popular photo spot, so take your time to capture a great shot! After Lunch, Visit TeamLab Planets Tokyo - Immerse yourself in the captivating, interactive digital art world of TeamLab Planets. This immersive art experience involves walking through water, exploring mirrored rooms, and interacting with dynamic digital displays. Allow yourself about 1.5 to 2 hours to explore the exhibitions, as each one offers a different sensory experience. Head over to Tokyo Sky Tree, Japan's tallest structure, standing at 634 meters. You'll ascend to the Tembo Deck at 349 meters, which provides breathtaking 360-degree views of Tokyo. On clear days, you might even glimpse Mount Fuji. Explore the observation areas, enjoy the view, and take in Tokyo's vast urban landscape stretching out in all directions. The experience typically takes about an hour. Conclude your day at the iconic Shibuya Scramble Crossing. As one of Tokyo's busiest intersections, this spot epitomizes the city's energy. Join the waves of pedestrians crossing in multiple directions, and take in the flashing lights, giant video screens, and bustling atmosphere. Indian Dinner and Overnight in Tokyo.



No image available



No image available



No image available



No image available

## Tokyo

After Breakfast, Transfer to Umi Hotaru through Aqua Line. Start your day with a unique experience traveling through the Aqua Line, an underwater highway that connects Tokyo to the Chiba area. The highlight is Umi Hotaru, an artificial island and rest area in the middle of Tokyo Bay. You'll have a chance to enjoy the scenic views of the bay, shop for local souvenirs, and take in panoramic views from this unique spot. Continue to the Hikawamaru, a historic ocean liner moored at Yamashita Park in Yokohama. This retired luxury liner, with an Art Deco interior, now serves as a museum showcasing its rich history and its role during World War II. Explore the ship's elegant rooms, crew quarters, and engine rooms. This is a fascinating step back in time, perfect for history buffs and maritime enthusiasts. Return to Tokyo and head for Lunch. Kimono Experience- Head to a kimono rental shop for an authentic cultural experience. Choose a beautiful kimono and have the professionals assist you with traditional dressing, complete with accessories. Once dressed, you're ready to explore Tokyo with a unique flair! Visit Sensou-ji Temple, Tokyo's oldest and most significant Buddhist temple in Asakusa. Walk through the grand Kaminarimon Gate, featuring its famous red lantern, and proceed to the temple's main hall. Take part in local customs like lighting incense, making offerings, and receiving omikuji (fortune slips). Capture photos of this serene and vibrant temple area, which is rich in history and tradition. Adjacent to Sensou-ji Temple, Nakamise Street is one of Tokyo's oldest shopping streets. Here, you can find a variety of traditional Japanese snacks, souvenirs, and handicrafts. It's the perfect place to pick up small mementos of your trip, try local street foods like ningyo-yaki. Finish your day in Ginza, Tokyo's upscale shopping district known for luxury boutiques, department stores, and fine dining. Here, you'll have free time to explore the district at your own pace. Check out Ginza's designer flagship stores, or relax in one of its chic cafes. This area also features several art galleries and the famous Ginza Wako Clock Tower, which is worth a photo. Indian Dinner and Overnight in Tokyo.



Mount  
Fuji

Begin your journey to Hakone, a popular area known for its natural beauty, hot springs, and views of Mt. Fuji. The drive or train ride from Tokyo to Hakone typically takes about 1.5 to 2 hours, so relax and enjoy the scenic journey. Arrive at Lake Ashi, where you'll embark on a cruise across this serene, crater-formed lake. Known for its scenic views of Mt. Fuji on clear days, the lake offers a tranquil way to experience Hakone's natural beauty. The cruise typically takes around 30 minutes, and you'll glide by sights like the Hakone Shrine torii gate, which rises dramatically from the lake's edge, creating an unforgettable backdrop. Hakone Ropeway (Tougendai to Owakudani) - Disembark from the Lake Ashi cruise at Tougendai Station and transfer to the Hakone Ropeway, which offers panoramic views as it ascends towards Owakudani. The ride takes approximately 16 minutes, with stunning vistas of Mt. Fuji, surrounding mountains, and the active volcanic valley of Owakudani. At Owakudani, take some time to explore and enjoy the geothermal activity, including bubbling hot springs and sulfur vents. After exploring Owakudani, enjoy lunch at one of the nearby restaurants. Options include traditional Japanese cuisine, such as soba noodles or tempura, with some restaurants offering views of Mt. Fuji. Take this time to relax and recharge before heading to the next highlight of your day. Continue your journey to the Mt. Fuji area, where you'll tour some of the iconic viewing points of Japan's tallest and most sacred mountain. If possible, your guide may take you to the Mt. Fuji 5th Station, located halfway up the mountain. Here, you'll have the chance to enjoy spectacular views, visit the small shrine dedicated to the mountain, and explore the souvenir shops. If weather or access to the 5th Station is limited, other viewing spots in the nearby area offer impressive perspectives on Mt. Fuji's majestic peak. Dinner and Overnight in Shizuka. Begin your day by arranging for your suitcase to be sent to Osaka. Many hotels in Japan offer a convenient luggage forwarding service, also known as takuhaibin, which allows for smooth travel without heavy bags. This will enable you to travel light as you make your way to Hiroshima. Bullet Train from Mishima to Hiroshima (Transfer at Nagoya Station) Lunch Upon Arrival.



Mt. Fuji  
area,

Begin your day by arranging for your suitcase to be sent to Osaka. Many hotels in Japan offer a convenient luggage forwarding service, also known as takuhaibin, which allows for smooth travel without heavy bags. This will enable you to travel light as you make your way to Hiroshima. Bullet Train from Mishima to Hiroshima (Transfer at Nagoya Station) Lunch Upon Arrival. Ferry to Miyajima Island - From Hiroshima Station, make your way to Miyajima-guchi (via train or tram) and take the ferry to Miyajima Island. The ferry ride lasts about 10 minutes and offers stunning views of the iconic torii gate of Itsukushima Shrine as you approach the island. This is a perfect opportunity for photos, as the gate appears to float on the water during high tide. Upon arriving on Miyajima Island, head to Itsukushima Shrine, a UNESCO World Heritage Site. This Shinto shrine, famous for its “floating” torii gate, is built over water and appears to float during high tide. Take time to explore the shrine's architecture and learn about its spiritual significance. Enjoy a stroll along the temple grounds and, if the tide is low, walk up to the base of the torii gate for close- up views. Indian Dinner and Overnight in Hiroshima.



No image available



No image available



No image available



No image available





## Hiroshima - Osaka

Start your day with an early departure to make the most of your time at the historic sites in Hiroshima before moving on to Himeji. Begin your morning with a visit to the Hiroshima Peace Memorial Museum, located in the Peace Memorial Park. This impactful museum documents the events of the atomic bombing in 1945, with exhibits that include artifacts, photographs, and stories of survivors. Take your time exploring the museum's exhibits to gain insight into the tragedy and its lasting effects. Afterward, walk over to the nearby Atomic Bomb Dome, one of the few structures that remained standing after the explosion. It has been preserved as a symbol of peace and a reminder of the city's resilience. The site is deeply moving, so take a moment to reflect while exploring the park. After Lunch, Arrive at Himeji Castle, one of Japan's most iconic and best-preserved castles. A UNESCO World Heritage site, Himeji Castle is known for its stunning white facade and intricate architectural design. Explore the grounds and the castle's main keep, where you'll learn about its history and enjoy panoramic views from the upper levels. As you walk through, admire the architectural marvels, including defensive systems like the maze-like layout and stone walls. Take time to stroll through the surrounding garden and appreciate the picturesque beauty of this castle, often called the "White Heron Castle" for its graceful appearance. Indian Dinner and Overnight in Osaka.



## Kyoto

After Breakfast, head to Kyoto for a day filled with cultural and scenic experiences. Begin your Kyoto experience with a traditional Japanese tea ceremony, a practice rooted in Zen Buddhism. During the ceremony, a tea master will guide you through the steps of making and appreciating matcha (green tea) in a serene setting. The ceremony emphasizes mindfulness and respect, allowing you to gain insight into Japanese culture and aesthetics. Take your time to savour the matcha, admire the tea utensils, and experience this peaceful ritual. After the tea ceremony, visit Kinkakuji, Kyoto's famous Golden Pavilion. This Zen temple, covered in gold leaf, is one of Japan's most photogenic landmarks, set amidst lush gardens and a reflective pond. Walk along the designated path to admire the pavilion from different angles, and take in the tranquil atmosphere. The surrounding gardens, designed in the traditional Japanese style, add to the temple's breathtaking beauty. This is a wonderful spot for photos and a peaceful stroll. Travel to the Arashiyama district, one of Kyoto's most scenic areas, famous for the iconic Togetsu-kyo Bridge and its serene bamboo forest. Start with a leisurely walk across Togetsu-kyo Bridge, which spans the Hozu River and offers lovely views of the surrounding hills. The bridge, with its natural backdrop, is particularly scenic, especially with seasonal colors from cherry blossoms in spring to autumn foliage. Next, continue to the nearby Bamboo Forest, where tall bamboo stalks create a calming and otherworldly atmosphere. Walk along the path, surrounded by the rustling sounds of bamboo, for a uniquely Kyoto experience. The light filtering through the bamboo creates beautiful photo opportunities, and the tranquil setting is perfect for slowing down and appreciating nature. After Lunch, Head back to Osaka. Evening Free time for Shopping - Sannomiya Center Gai and other shopping areas. Indian Dinner and Overnight in Osaka.

Departure	<div style="display: flex; justify-content: space-around; align-items: center;"> <div style="text-align: center;">               No image available         </div> <div style="text-align: center;">               No image available         </div> <div style="text-align: center;">               No image available         </div> <div style="text-align: center;">               No image available         </div> </div>
	<p>After days filled with incredible experiences, take time to relax, savour a last Japanese breakfast, Complete check-out procedures and ensure you have all travel documents, souvenirs, and essentials packed. At the airport, take a final moment to reflect on the memories you've gathered in Japan, from the peaceful temples of Kyoto to the vibrant streets of Tokyo, the tranquil beauty of Hakone, and the heartfelt experiences in Hiroshima and beyond. This adventure has undoubtedly left you with a treasure trove of memories and stories to share. Wishing you a smooth journey home and many joyful recollections of this unforgettable experience in Japan. Safe travels!</p>

## Inclusions:

- **1. Round Trip Flights Ex-Bangalore with taxes on Economy Class**

- Premium Airline - 5\* SKYTRAX with Japan Airlines

• 24th March 2025	JL 754 O 24MAR	BLR NRT	0245 1400	24MAR
	JL 753 O 31MAR	NRT BLR	1845 0045	01APR
• 01st March 2025	JL 754 O 01APR	BLR NRT	0235 1410	01APR
	JL 753 Y 08APR	NRT BLR	1845 0045	09APR

- **2. Accommodation:**

- o 4-star hotels in twin rooms.

§ Tokyo (3 Nights): Shinagawa Prince Hotel or similar

§ Shizuoka (1 Night): Hotel Grand Hills Shizuoka, Oiso Prince Hotel, or similar  
 § Hiroshima (1 Night): ANA Crown Plaza Hotel, Grand Prince Hotel Hiroshima, or similar

§ Osaka (2 Nights): Daiwa Roynet Hotel Sannomiya Premier, ANA Crown Plaza Kobe, or similar

- **3. Meals:**

- o Breakfast (7), Lunch (6), Dinner (7)
- o Note: Breakfast is buffet-style at the hotel.

- **4. Transportation:**

- o Bullet Train Tickets:

- § Mishima - Hiroshima or (Kobe - Hiroshima - Kobe)
- o Day 5: Suitcase Transport Cost from Mishima to Osaka
- o Day 1-7: One bottle of water per person per day

- **5. Guided Services:**

- o English-speaking guide for the enWre tour (Day 1 - Day 8).

- **6. Sightseeing and Experiences:**

- o Visits to all scheduled sightseeing locations including:

- § TeamLab Planets, Tokyo Sky Tree, Shibuya Crossing, Lake Ashi Cruise, Mt. Fuji, Itsukushima Shrine, Hiroshima Peace Memorial Museum, Atomic Bomb Dome, Himeji Castle, Kinkakuji Temple, and more.

- o Traditional cultural experiences such as a tea ceremony and kimono dressing.
- o Shopping time in Osaka (Sannomiya Center Gai, Daiso, UNIQLO, ASICS, and other local stores).

- **7. Japan Visa Processing.**

## Exclusions:

- **Personal Expenses:**

- o Camera and video charges, laundry, porter charges, internet and phone charges, and any other personal expenses.

- **Additional Costs:**

- o Any items or experiences not explicitly mentioned in the inclusions.
- o Additional charges for extra luggage beyond 1 suitcase per person.

- TCS 5% or 20% (based on passengers' forex spends annually)

## Tour Notes:

- Booking amount or initial deposit is minimum Rs. 30,000 per person if booking is done 45 days before travel.
- Post Booking within 1 week an additional deposit of Rs. 50,000 per person needs to be paid.
- For travel within 45 days of travel minimum deposit of Rs. 80,000 per person needs to be paid at time of booking.
- Full 100% balance payment is required to be done 21 days prior to travel.
- Full payment must be made in accordance with the policy stated above.

- In case of non-compliance thereto by the client, the company reserves a right to cancel the tour /booking of the client and forfeit the amount already deposited with the Company.
- In case of any visa rejection, the cancellation charges will be Rs. 50,000 and the balance will be refunded.
- Passport should be valid for 6 months from the date of departure.
- The tour includes Flights, Visa.
- The Tour can be cancelled 30 days before travel by paying 10% of the tour value as cancellation charges.
- Within 15 days - 30 days of travel the tour can be cancelled by paying 50% of the cancellation charge.
- Within 15 days the tour is completely non-refundable.

### Additional Information

- Tour Price for Adults Only: Child prices are separate; please inquire for details.
- Water Provision: One bottle of water per person each day (Day 1 - Day 7).

## Contents:

Explore Japan's vibrant cities and serene landscapes in 8 days. Discover Tokyo's iconic Sky Tree, Hie Shrine, and Shibuya Crossing. Immerse in cultural experiences like kimono dressing and a tea ceremony in Kyoto. Admire the natural beauty of Hakone and Mount Fuji, and visit historic sites like Hiroshima's Peace Memorial and Himeji Castle. Experience the charm of Miyajima Island and the tranquility of Arashiyama's bamboo forest. End your journey with shopping and relaxation in Osaka

## Payment Terms:

- **Booking Policy :**
- **Requirements:**
  - o Passport valid for at least 6 months from date of travel
  - o PAN Card copy • Advance
- **Payment :** Rs 90,000/- per person at the time of booking
- **Balance Payment :** 45 days prior to travel

## Cancellation Policy:

- 60 – 21 days before departure: 30% of tour fare
- 20 - 1 days before departure: 100 % of tour fare
- 1 day before departure: 100% of tour fare
- Day of departure / No-shows: 100% of tour fare
- Note: Cancellations or no-shows after the tour has started are non-refundable.